



ಬೃಹತ್ ಬೆಂಗಳೂರು ಮಹಾನಗರ ಪಾಲಿಕೆ
Bruhat Bengaluru Mahanagara Palike



BBMP COVID-19 WAR ROOM BULLETIN - 20.06.2021

BBMP / COVID-19 WAR ROOM / BULLETIN – 454/ 20.06.2021 / #BBMPfightsCOVID19



ABSTRACT OF COVID-19 CASES IN BENGALURU

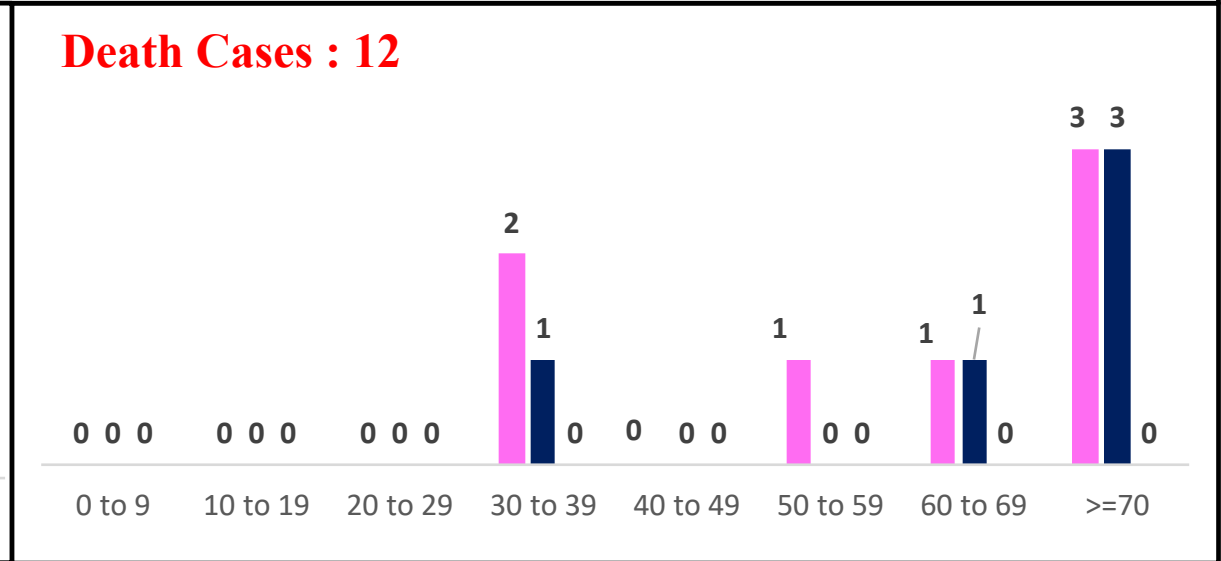
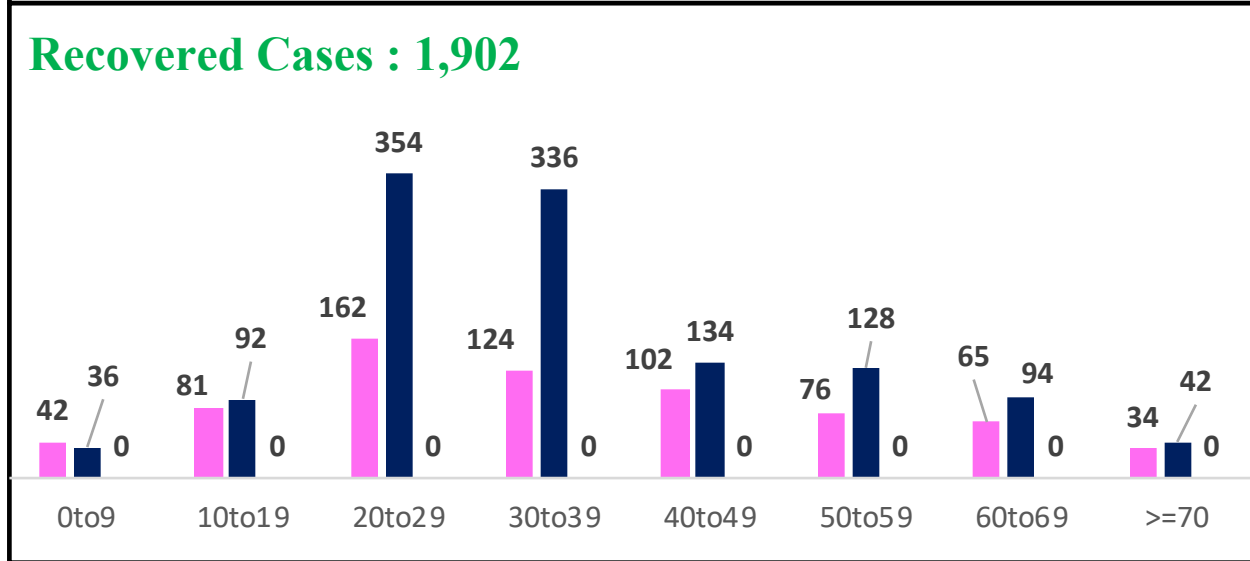
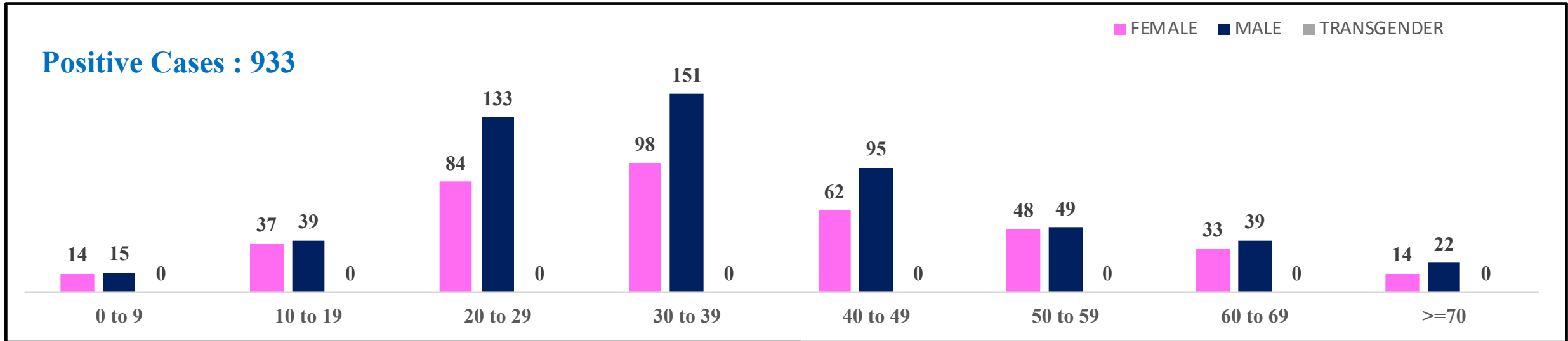


	MALE	FEMALE	TRANSGENDER	MALE	FEMALE	TRANSGENDER	TOTAL	
	Last 24 Hours	Last 24 Hours	Last 24 Hours	Cumulative	Cumulative	Cumulative	Last 24 Hours	Cumulative
Positive Cases	543	390	0	7,20,267	4,84,862	130	933	12,05,259
Recovered Cases	1,216	686	0	6,67,943	4,50,492	96	1,902	11,18,531
Death Cases	5	7	0	9,792	5,650	4	12	15,446
Total Tests Done	In Last 24 hrs : 66,872					Cumulative : 1,41,32,314		
ACTIVE CASES					71,282			

* Covid deaths occurred today : 07 | Covid deaths occurred in last 72 hours, reported today : 05



LAST 24 HOURS AGE GROUP AND GENDER WISE DISTRIBUTION





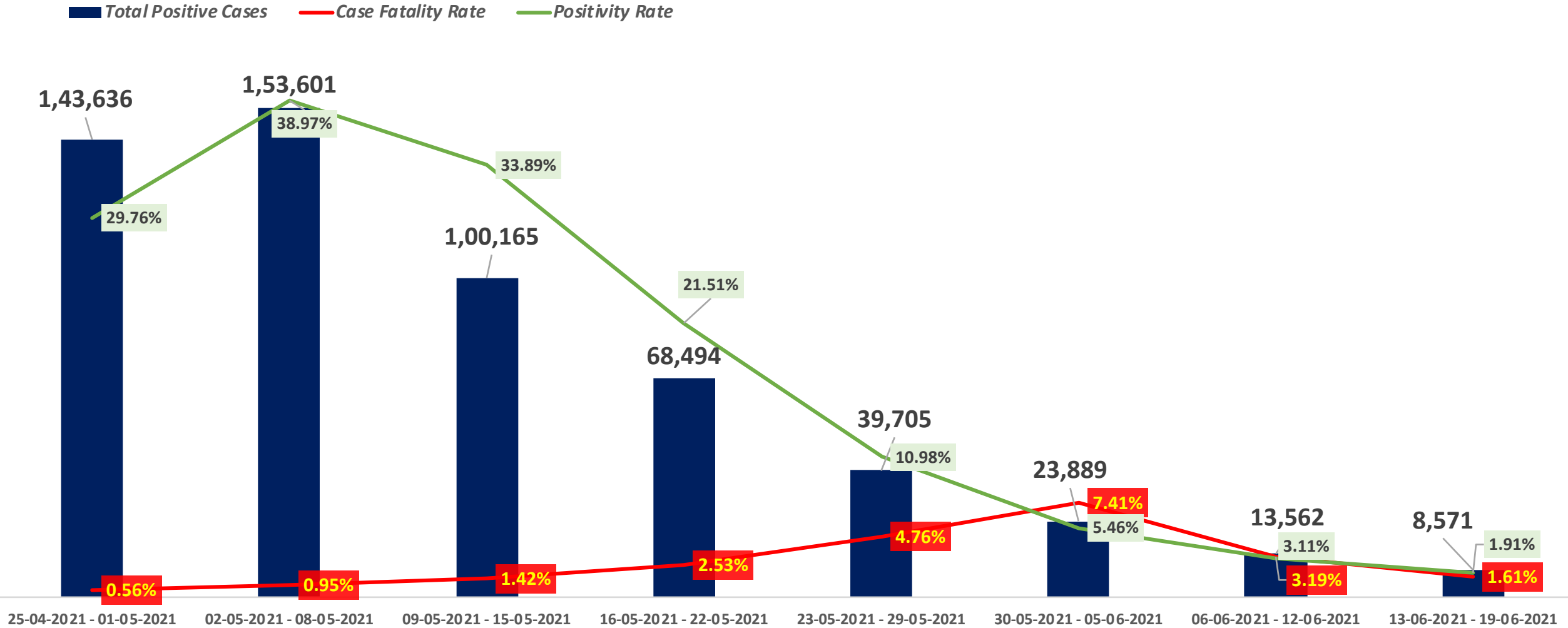
SNAPSHOT OF BENGALURU COVID-19 CASES IN LAST 8 WEEKS



	25/04/21 TO 01/05/21	02/05/21 TO 08/05/21	09/05/21 TO 15/05/21	16/05/21 TO 22/05/21	23/05/21 TO 29/05/21	30/05/21 TO 05/06/21	06/06/21 TO 12/06/21	13/06/21 TO 19/06/21
Total Positive Cases	1,43,636	1,53,601	1,00,165	68,494	39,705	23,889	13,562	8,571
Total Recovered Cases	41,610	83,542	87,729	1,72,299	1,31,014	67,403	44,475	23,146
Total Death Cases	801	1,459	1,427	1,735	1,888	1,771	432	138
Case Fatality Rate	0.56%	0.95%	1.42%	2.53%	4.76%	7.41%	3.19%	1.61%
Total Tests Conducted	4,82,679	3,94,102	2,95,577	3,18,392	3,61,752	4,37,838	4,35,961	4,47,703
Positivity Rate	29.76%	38.97%	33.89%	21.51%	10.98%	5.46%	3.11%	1.91%

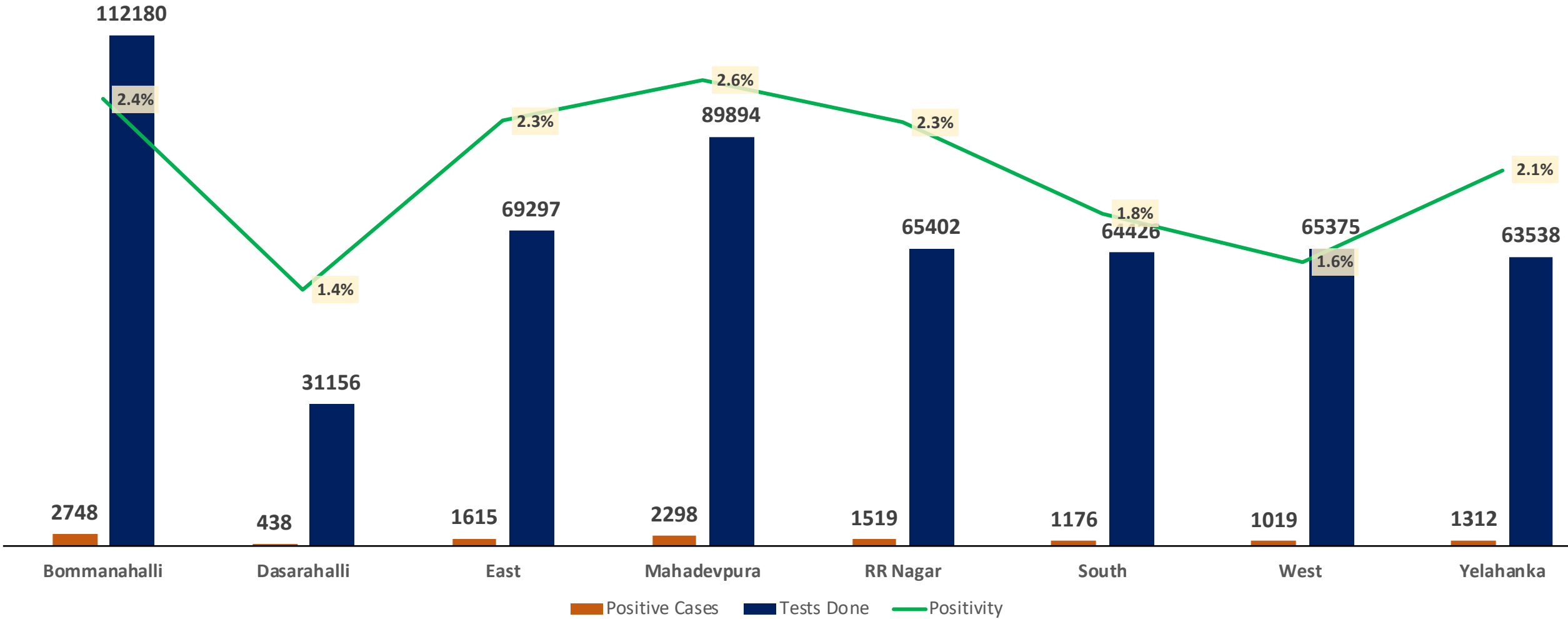


POSITIVITY AND MORTALITY RATE OF BENGALURU – LAST 8 WEEKS



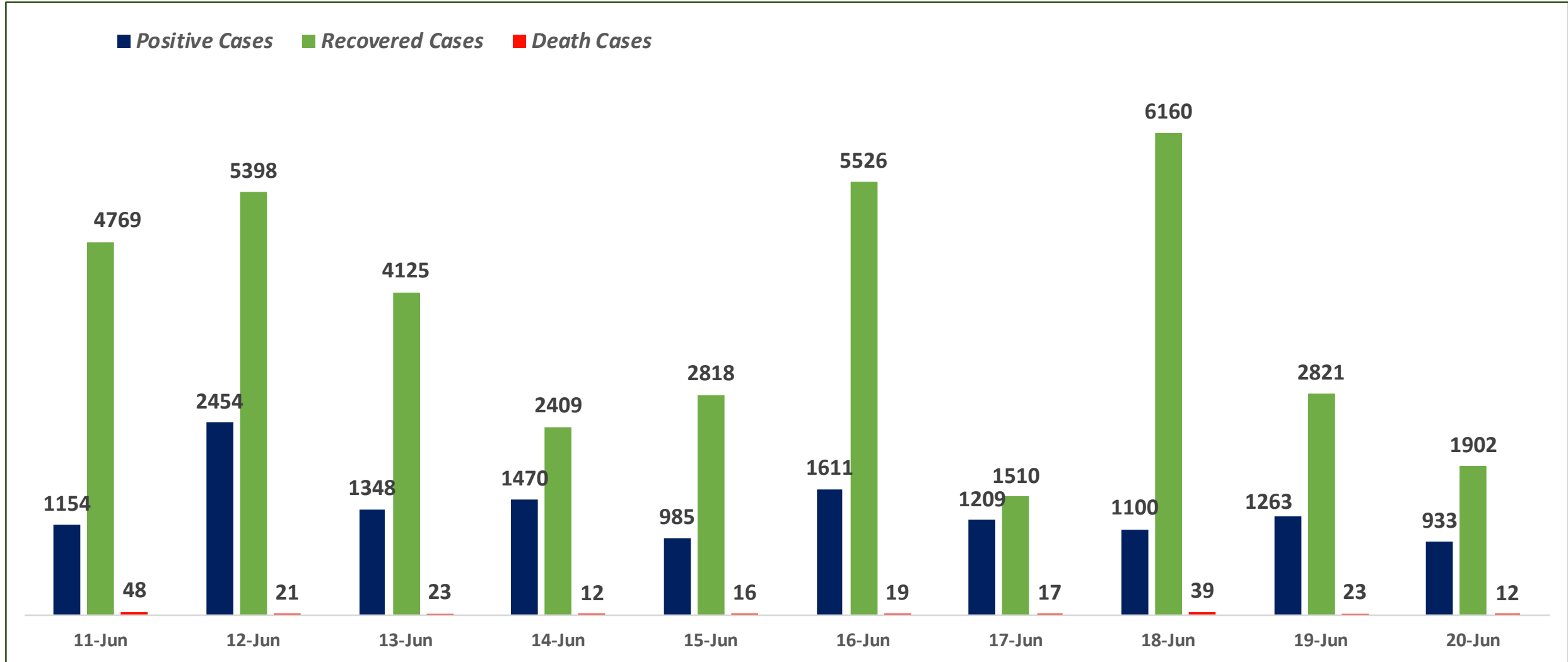


ZONE WISE POSITIVITY TREND IN LAST 10 DAYS





SNAPSHOT OF POSITIVE, RECOVERED AND DEATH CASES OVER LAST 10 DAYS ACROSS BBMP ZONES

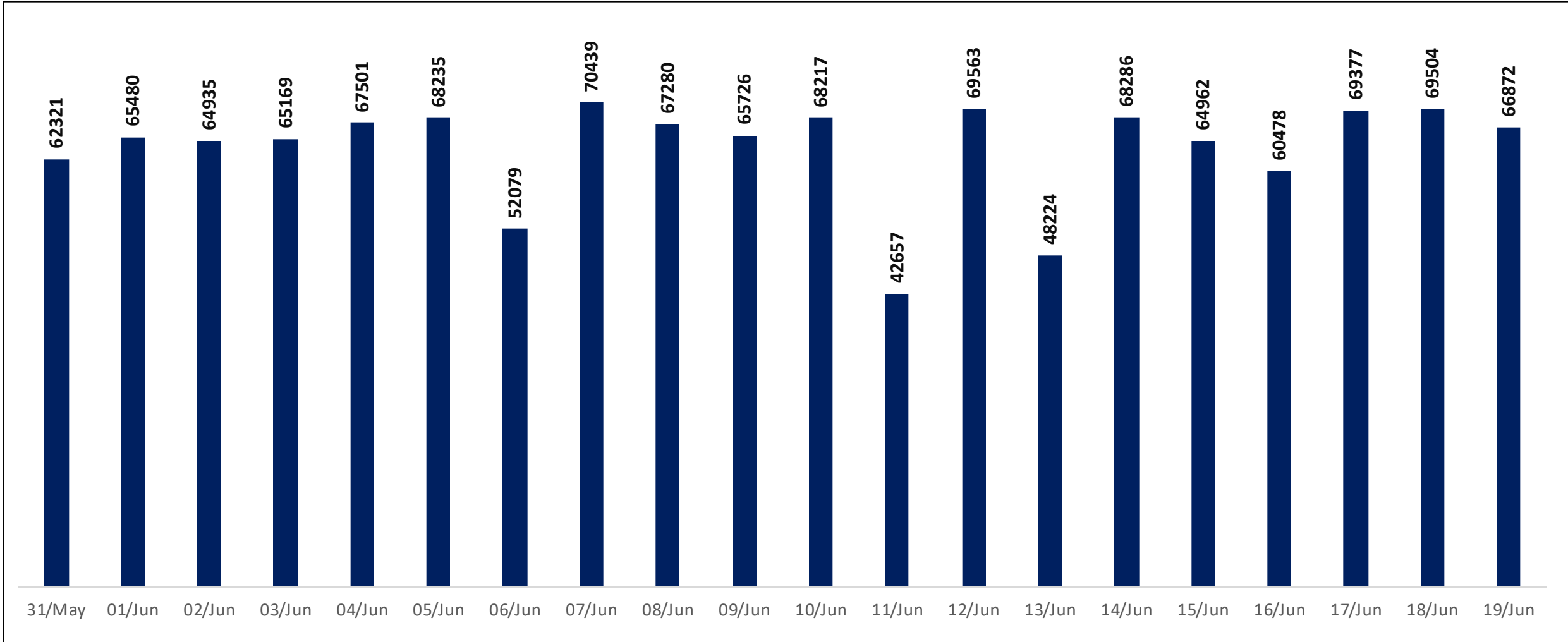




TESTING TRENDS IN BENGALURU



Total Test Conducted Till Date	Test Conducted Last 24 hours
1,41,32,314	66,872



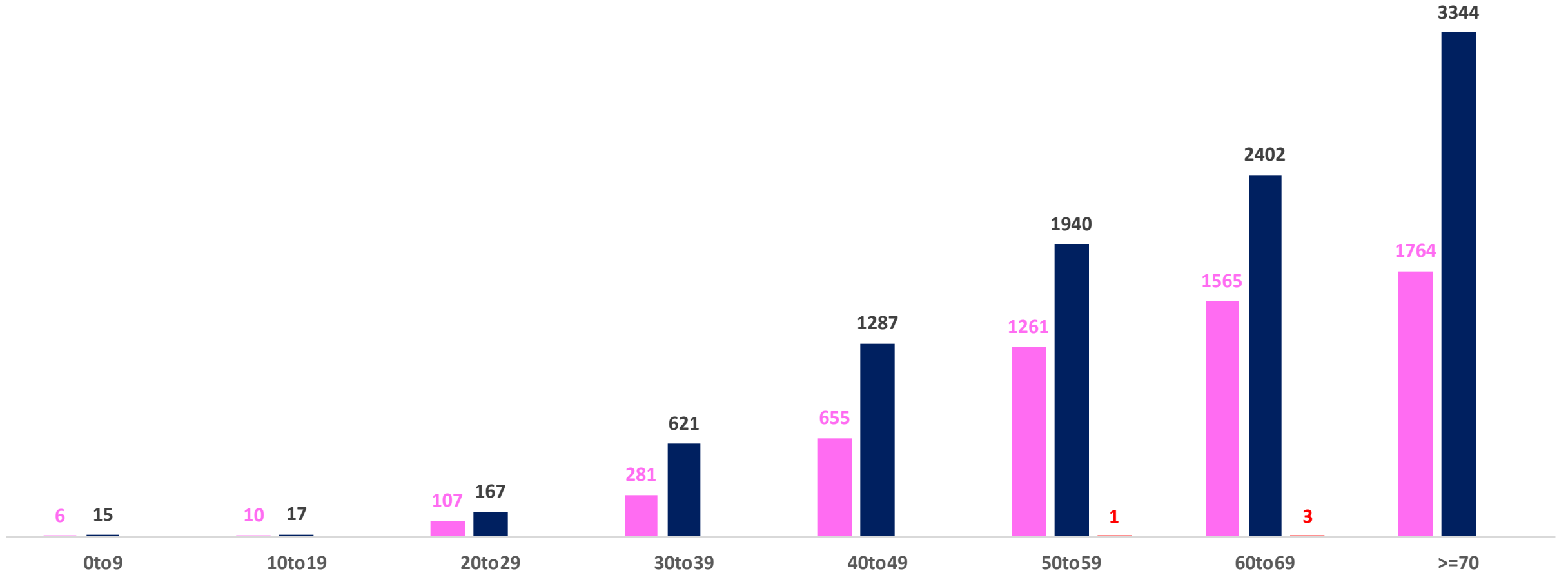


AGE AND GENDER WISE DISTRIBUTION OF DEATH CASES



Death Cases: 15,446

■ Female ■ Male ■ Transgender

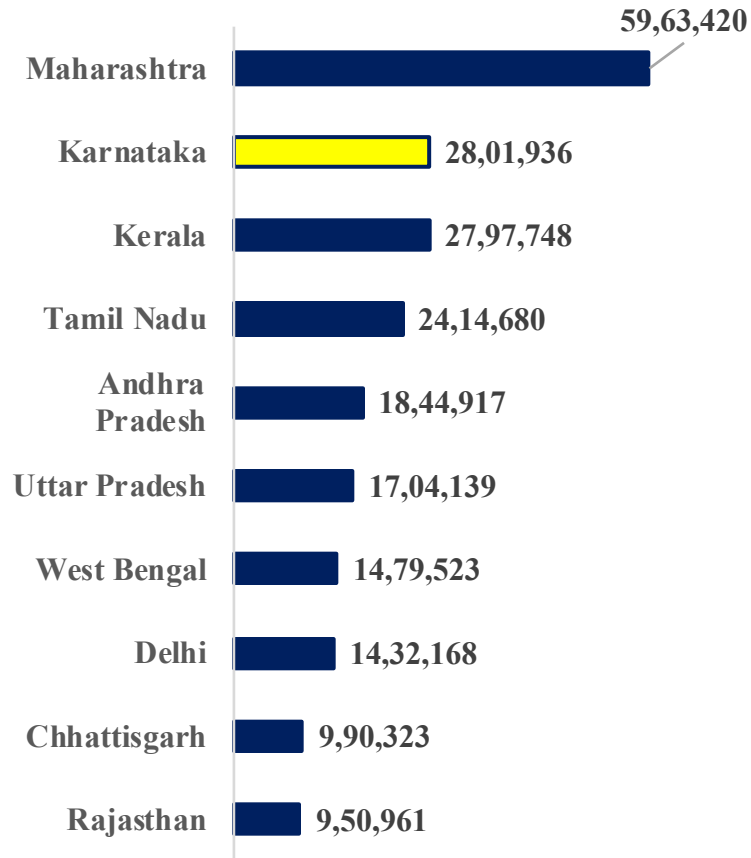




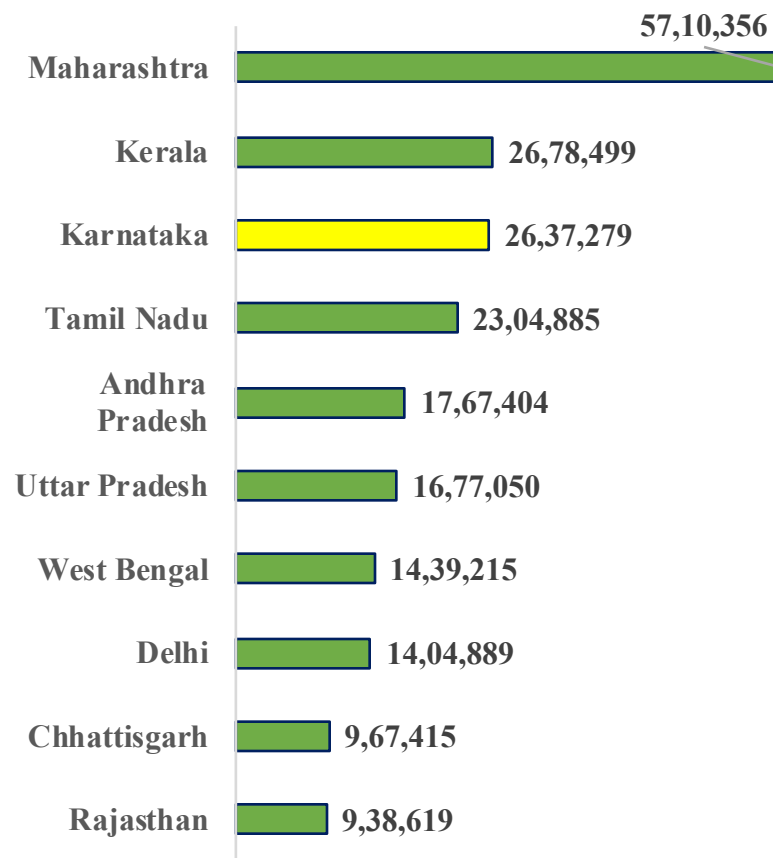
TOP 10 COVID19 AFFECTED INDIAN STATES



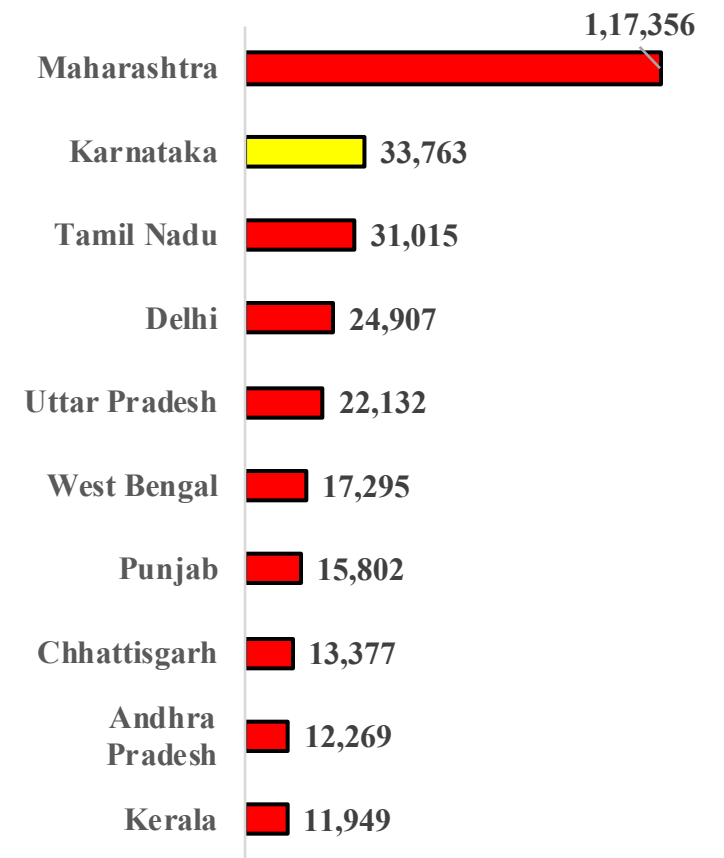
Total Positive Cases



Total Recovered Cases



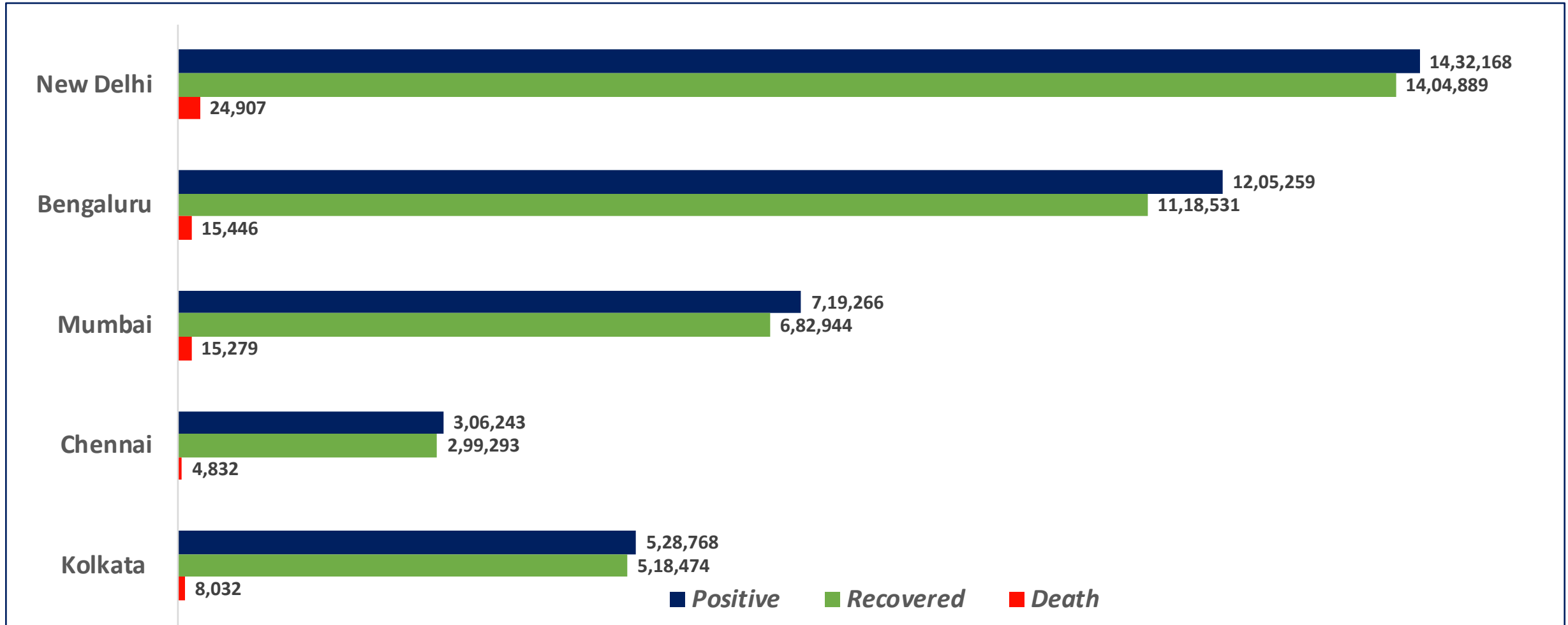
Total Death Cases



Source : <https://www.covid19india.org/> at 6:20 pm (20.06.2021)



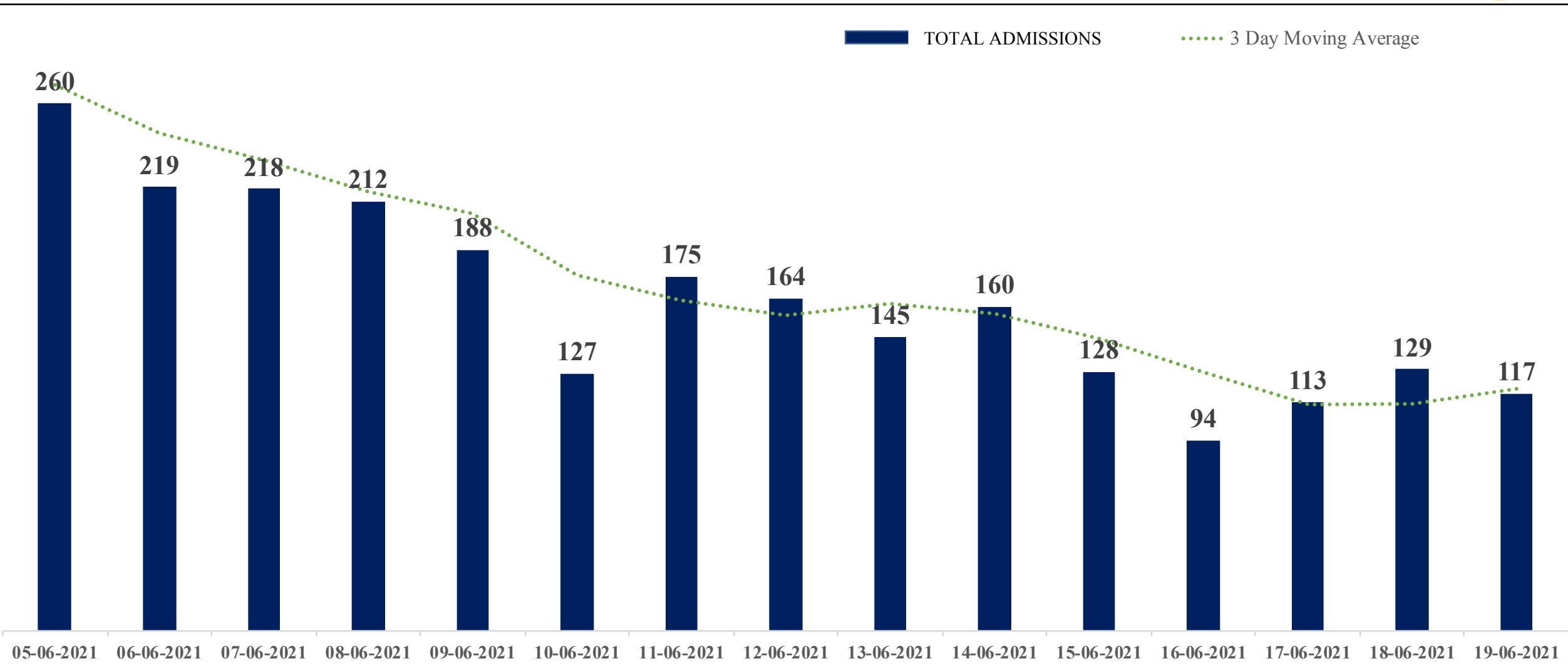
BENGALURU AND OTHER METROPOLITAN CITIES



Source : <https://www.covid19india.org/> at 6:20 pm (20.06.2021)



HOSPITAL ADMISSIONS LAST 15 DAYS TREND



* Numbers as per Central Hospital Bed Management System (CHBMS)

* Only Fresh Admissions considered



CCC/TRIAGE CENTRE REPORT – 20.06.2021

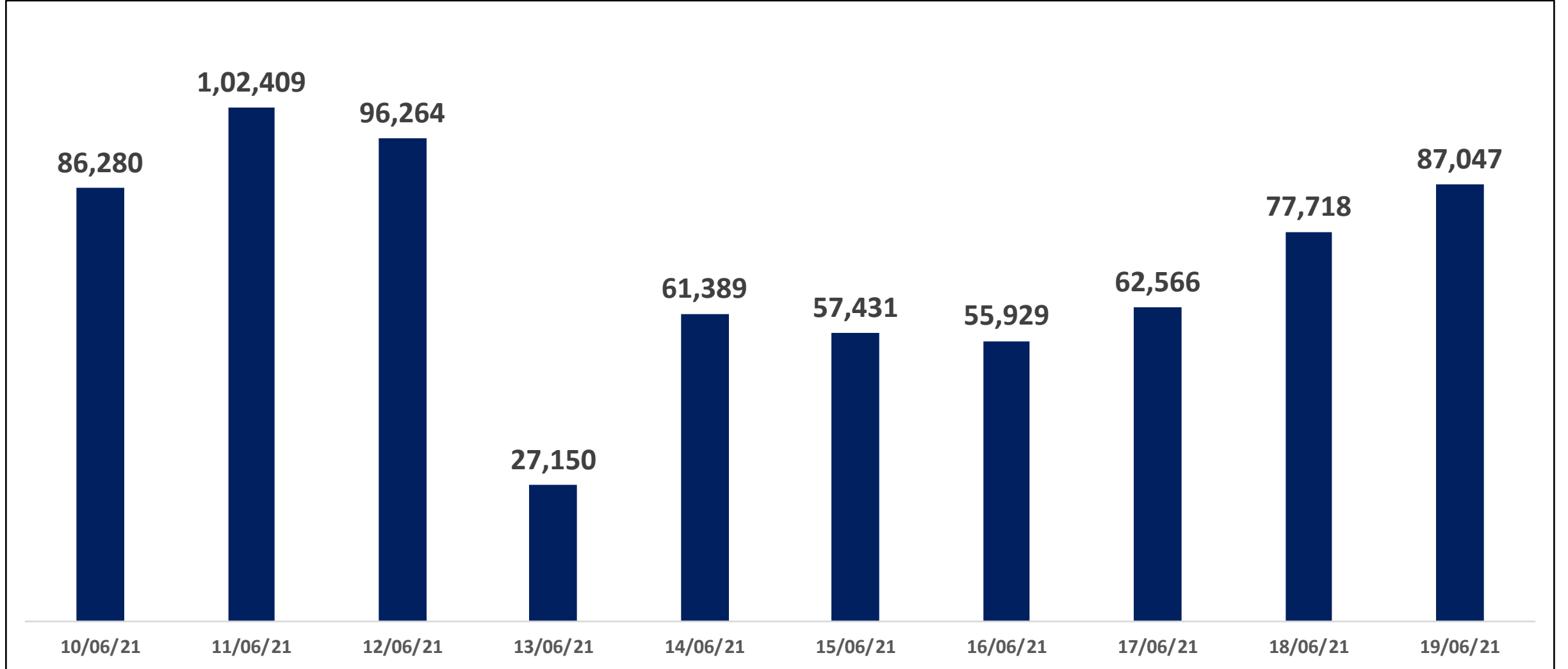


ZONE NAME	Total Triage Centres	Triage Details Breakup				Of Today's Triage, Patient Recommended for		
		Triaged till Previous Day	Today's Walk In Triage	Today's MTU Triage	Total Triaged Today	Home Isolation	CCC / MH	Hospital
BOMMANAHALLI	0	0	0	0	0	0	0	0
DASARAHALLI	2	314	5	0	5	3	1	1
EAST	2	295	6	0	6	1	3	2
MAHADEVAPURA	2	542	8	0	8	2	4	2
RR NAGAR	3	1004	16	6	22	19	3	0
SOUTH	3	364	4	0	4	2	1	1
WEST	2	452	1	0	1	0	0	1
YELAHANKA	3	964	1	20	21	18	1	2
TOTAL	17	3935	41	26	67	45	13	9

* data as on 04:00 PM (20.06.2021)



TOTAL VACCINATION DOSES ADMINISTERED IN LAST 10 DAYS





COVID BED STATUS AS ON 20.06.2021



SR. NO.	Facility Type	No. of Hospital	Total Allocated Beds for C+ Patients					Occupied Beds for C+ Patients					Net Available Beds for C+ Patients				
			Gen Beds	HDU	ICU Beds	ICU-V	Total	Gen Beds	HDU	ICU Beds	ICU-V	Total	Gen Beds	HDU	ICU Beds	ICU-V	Total
1	Government Medical Colleges	4	20	621	53	76	770	0	70	25	29	124	20	551	28	47	646
2	Government Hospitals	17	694	228	65	162	1,149	146	82	11	63	302	548	146	54	99	847
3	Private Medical Colleges	12	3,966	2,342	136	203	6,647	31	114	46	95	286	3,935	2,228	90	108	6,361
4	Private Hospitals	144	2,652	1,743	338	221	4,954	286	297	124	127	834	2,366	1,446	214	94	4,120
5	Covid Care Centre	17	300	764	-	-	1,064	240	222	-	-	462	60	542	-	-	602
Total Beds		194	7,632	5,698	592	662	14,584	703	785	206	314	2,008	6,929	4,913	386	348	12,576



SNAPSHOT OF COVID-19 CASES IN BENGALURU URBAN



**Total Wards With
>100 Cases* :
38**

**Tests Conducted
On 19.06.2021:
66,872**

**Recovery
Rate:
92.80%**

**Total
Active Cases :
71,282**

**Total Vaccinated on
19.06.2021:
87,047**

**Positivity
Rate* :
1.91%**

**Active
Rate:
5.91%**

**Case
Fatality Rate* :
1.61%**



*Total positive cases In the past 10 days

*CFR and positivity is for Past 7 days



ಬೃಹತ್ ಬೆಂಗಳೂರು ಮಹಾನಗರ ಪಾಲಿಕೆ
Bruhat Bengaluru Mahanagara Palike



Download BBMP Bulletin	https://apps.bbmpgov.in/covid19/mediabulletin.php
For BBMPCovid19 Bed Status:	https://apps.bbmpgov.in/covid19/en/Bedstatus.php
To register for vaccination :	https://selfregistration.cowin.gov.in/
BBMP COVID19 Dashboard:	https://apps.bbmpgov.in/covid19/
Follow us on:	 www.facebook.com/bbmp.comm1/
	 twitter.com/BBMPCOMM

Issued by:

Honorable Chief Commissioner, BBMP
Special Commissioner Health & IT, BBMP
MD, Bengaluru Smart City Limited

THANK YOU !



GOVERNMENT OF KARNATAKA

NATIONAL HEALTH MISSION
राष्ट्रीय स्वास्थ्य मिशन

ಸಾರ್ವಜನಿಕ ಸ್ಥಳಗಳಲ್ಲಿ ಮಾಸ್ಕ್
ಬಳಕೆ ಕಡ್ಡಾಯ

ಮಾಸ್ಕ್ ಬಳಸಿ,
ನಿಮ್ಮನ್ನು ಮತ್ತು ನಿಮ್ಮ
ಸುತ್ತಮುತ್ತಲಿನವರನ್ನು
ರಕ್ಷಿಸಿ

@dhfwka